

# 2'x 5' Race Track Layout Mod 1

## Parts List:

8x220mm 45-Degree Radius

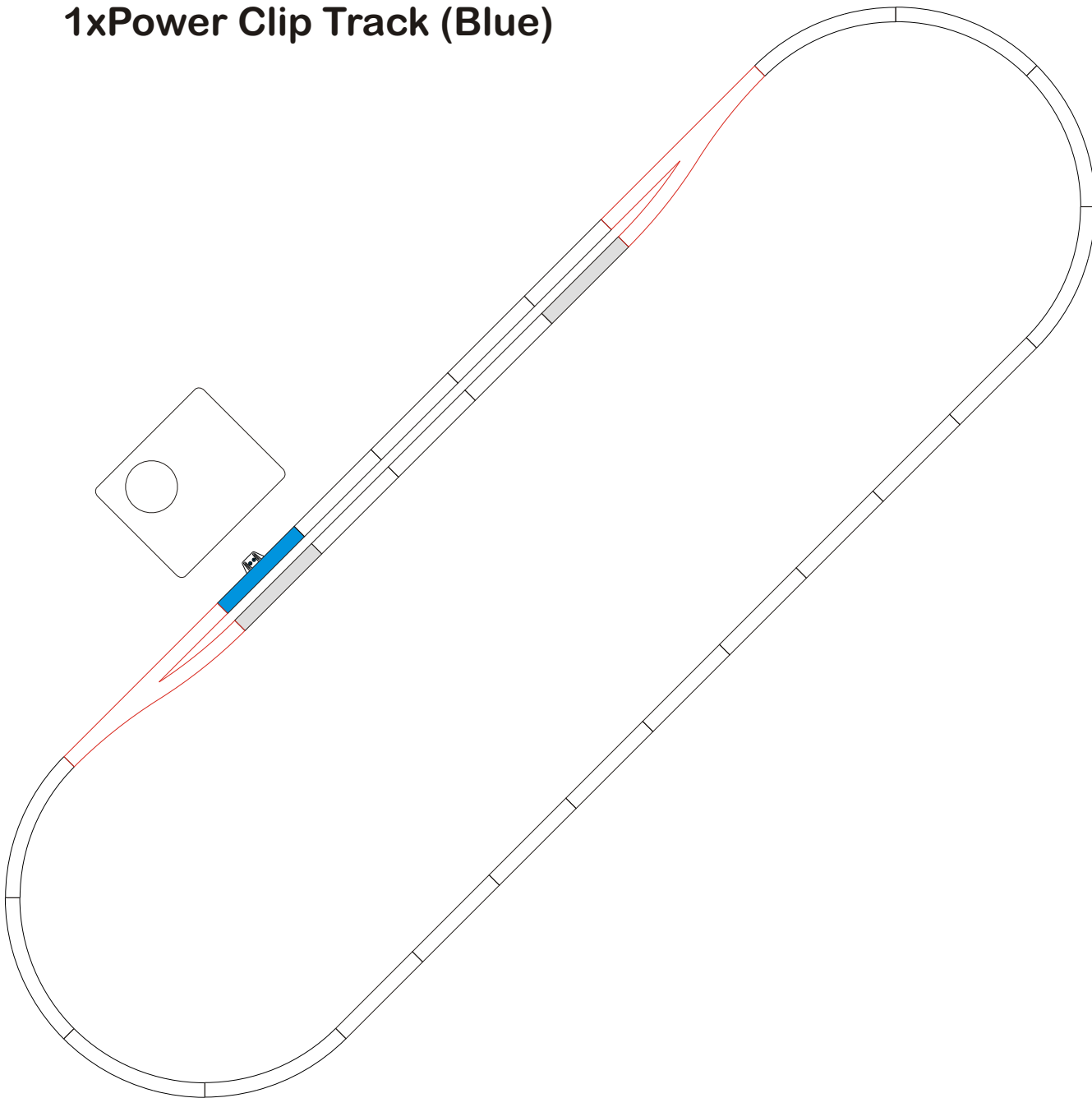
1xLeft Switch Set

1xRight Switch Set

16x110mm Straight

2xUncoupler Track (Shaded Grey)

1xPower Clip Track (Blue)



# 2'x 5' Race Track Layout Mod 2

## Parts List:

8x220mm 45-Degree Radius

1xLeft Switch Set

1xRight Switch Set

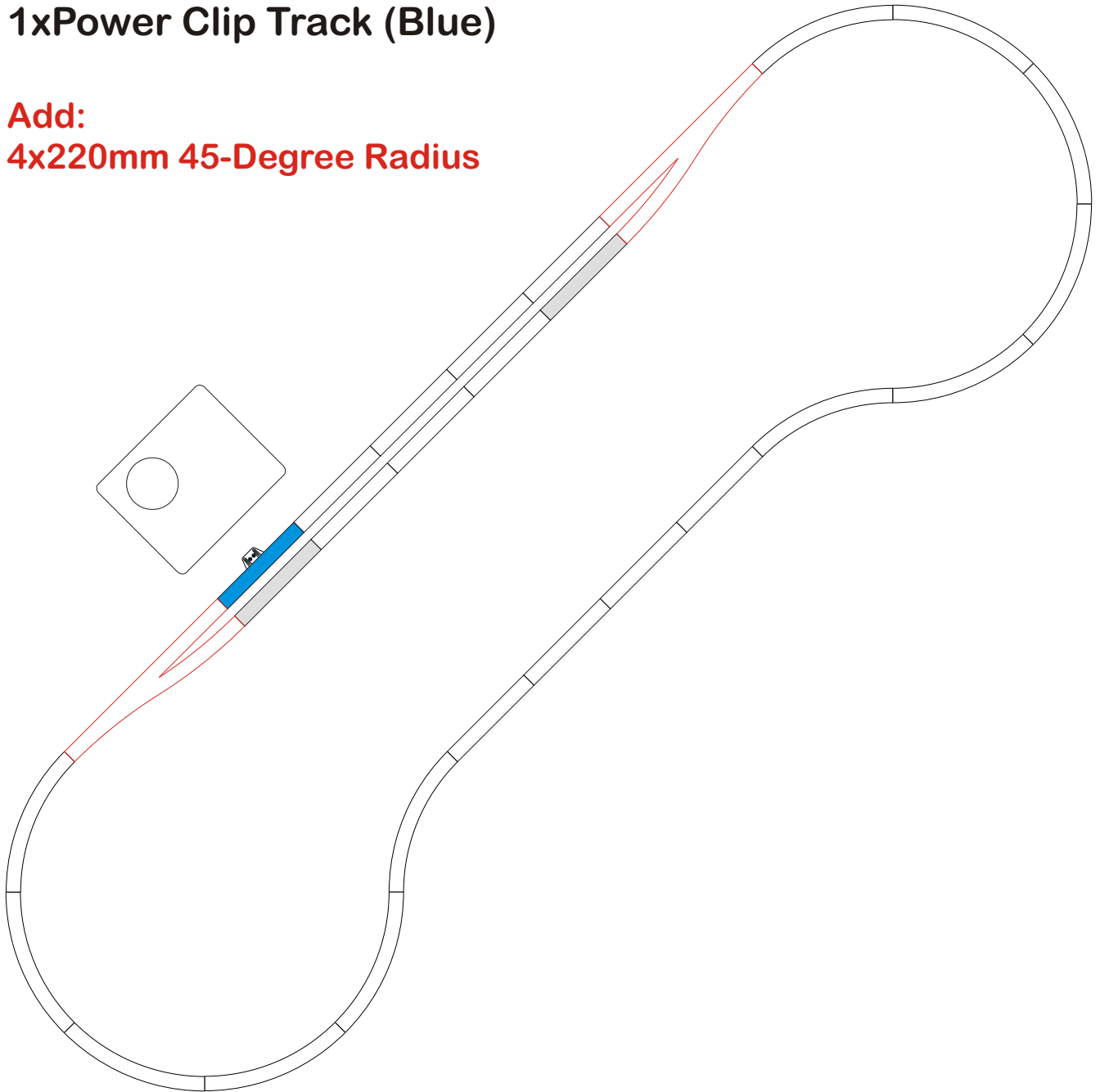
16x110mm Straight

2xUncoupler Track (Shaded Grey)

1xPower Clip Track (Blue)

## Add:

4x220mm 45-Degree Radius




# 2'x 5' Race Track Layout Mod 3

## Parts List:

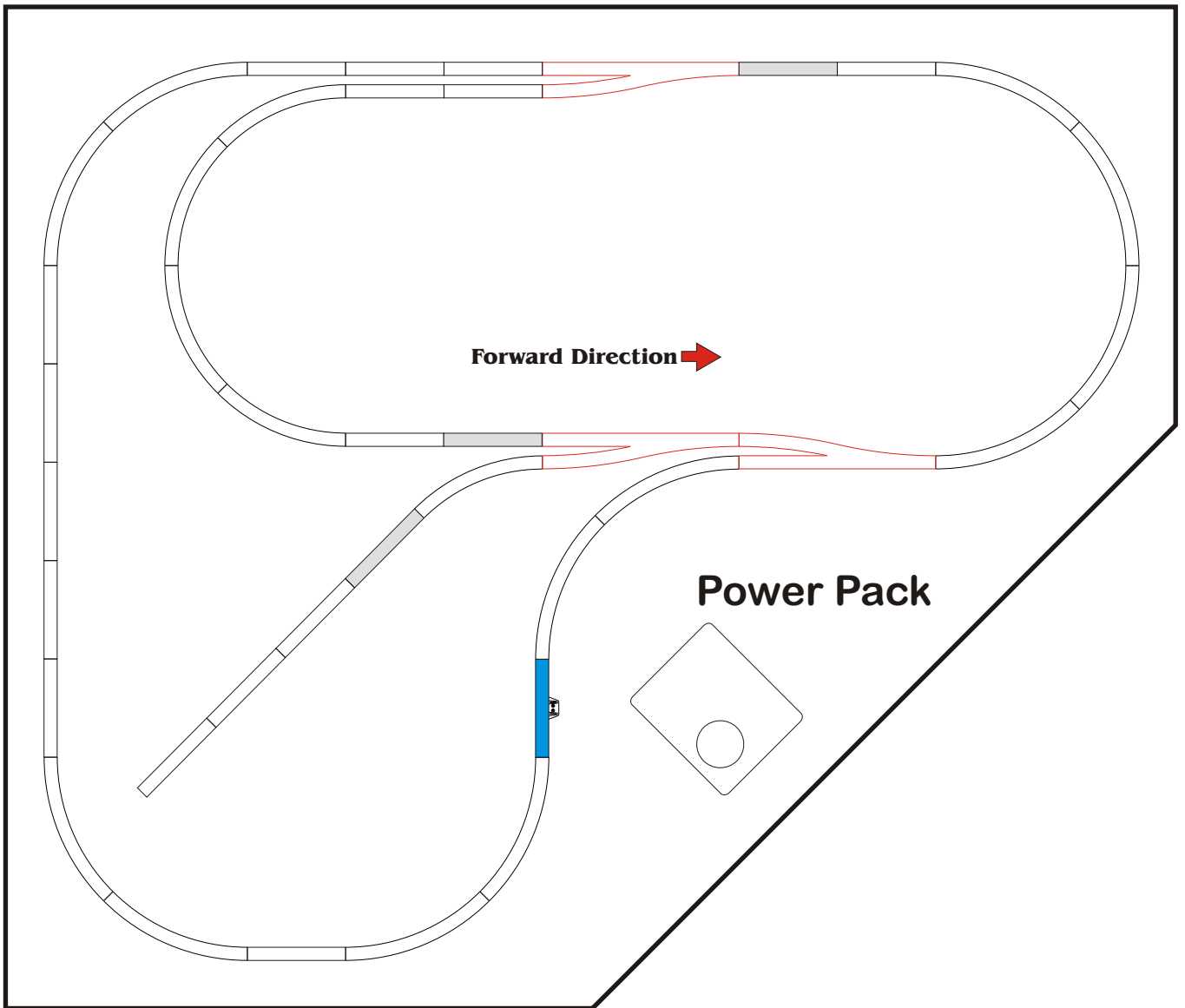
- 8x220mm 45-Degree Radius
- 1xLeft Switch Set
- 1xRight Switch Set
- 16x110mm Straight
- 2xUncoupler Track (Shaded Grey)
- 1xPower Clip Track (Blue)
- 4x220mm 45-Degree Radius

## Add:

- 6x110mm Straight Track
- 1xLeft Switch Set
- 1xRight Switch Set



# 4'x5' Inner Loop Option



## Parts List:

12x220mm 45-Degree Radius

5x195mm 45-Degree Radius

12x110mm Straight Track

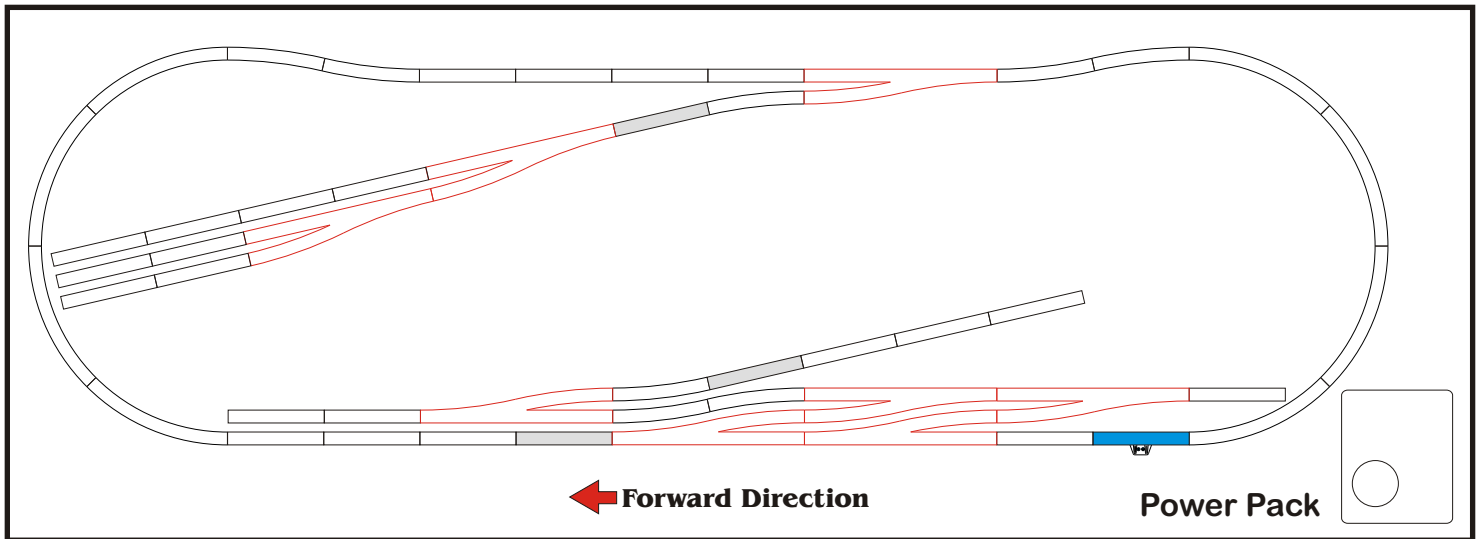
2xLeft Switch Set

1xRight Switch Set

3xUncoupler Track (Shaded Grey)

1xPower Clip (Blue)

# 51/2'x2' Table Top Layout



## Parts List:

8x220mm 45-Degree Radius

8x490mm 13-Degree Radius

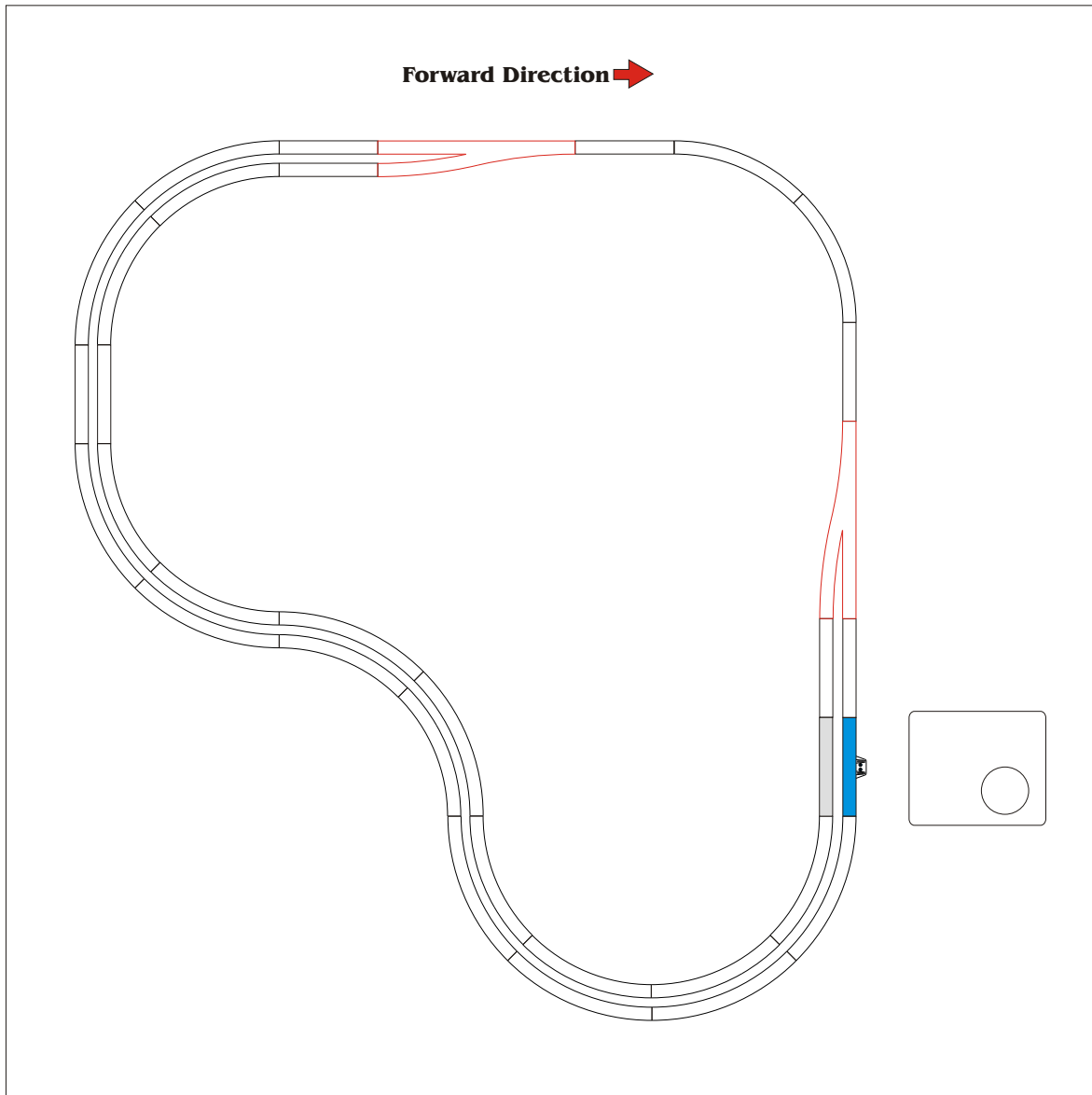
8xLeft Switch Set

18x110mm Straight

3xUncoupler Track (Shaded Grey)

1xPower Clip Track (Blue)

# Double Track 4'x 4' Mod 1



## Parts List:

1x Right Switch Set

1x Left Switch Set

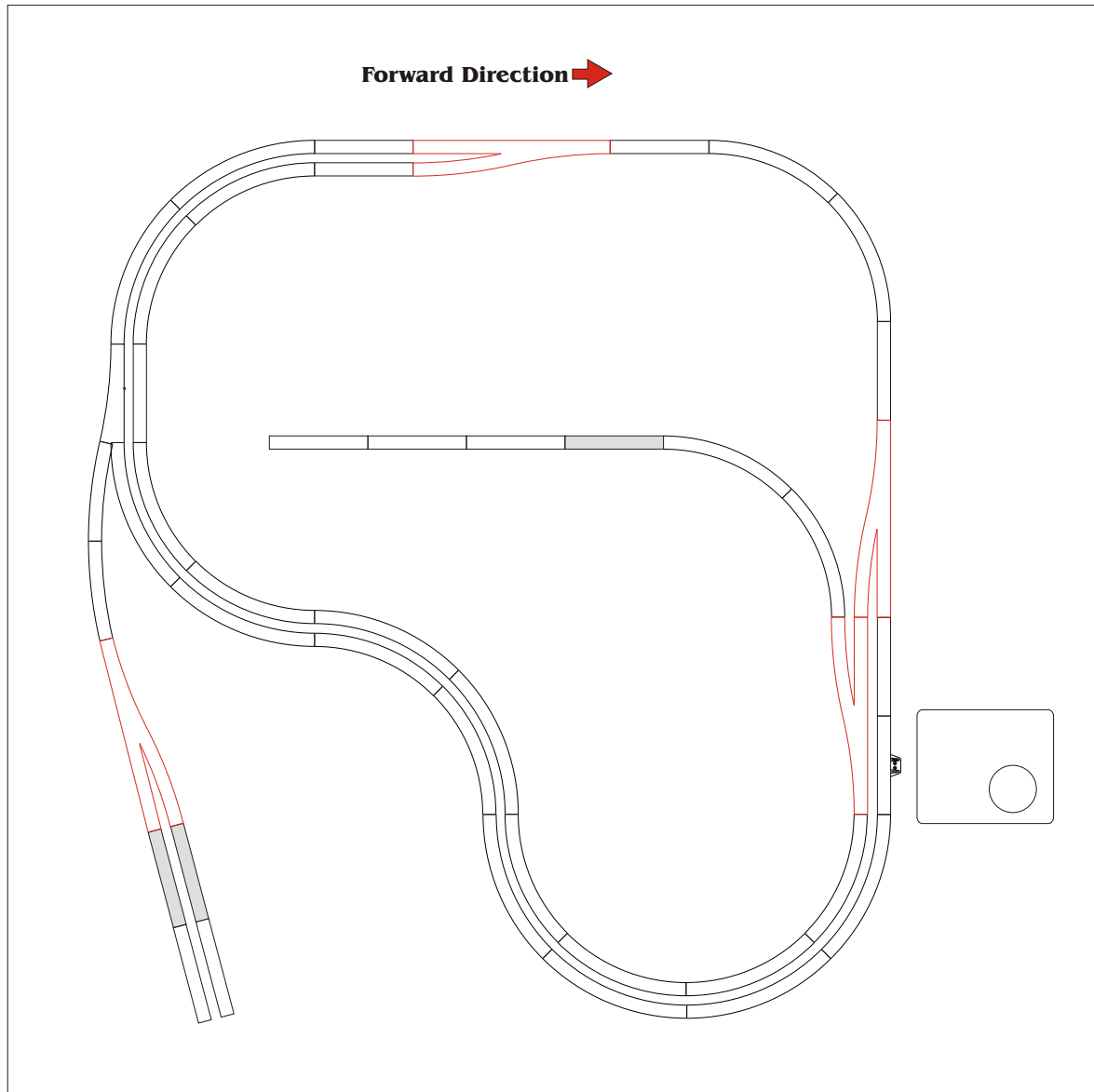
12x220mm 45-Degree Radius

10x195mm 45-Degree Radius

9x110mm Straight Track

1x Power Clip Track (Blue)

# Double Track 4'x 4' Mod 3



## Parts List:

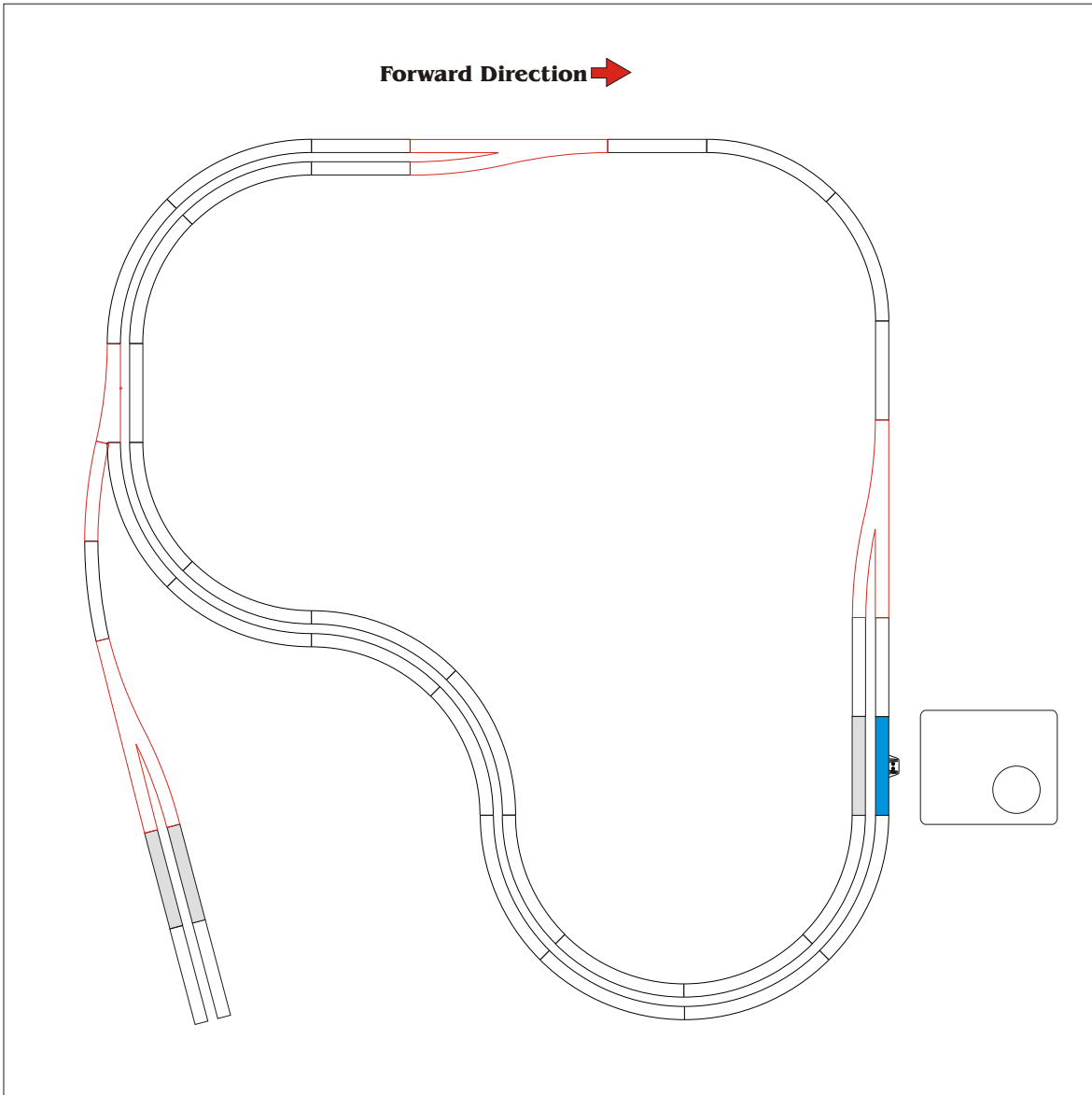
1x Right Switch Set  
1x Left Switch Set  
12x220mm 45-Degree Radius  
10x195mm 45-Degree Radius  
9x110mm Straight Track  
1xPower Clip Track (Blue)

1xRight Switch Set  
1x490mm 13-Degree Radius  
2x110 Straight Track  
3x Uncoupler Track (Grey)

## Add:

1xLeft Switch Set  
1xUncoupler Track (Grey)  
1x110mm Straight Track  
2x195mm 45-Degree Track

## Double Track 4'x 4' Mod 2



### Parts List:

- 1x Right Switch Set
- 1x Left Switch Set
- 12x220mm 45-Degree Radius
- 10x195mm 45-Degree Radius
- 9x110mm Straight Track
- 1xPower Clip Track (Blue)

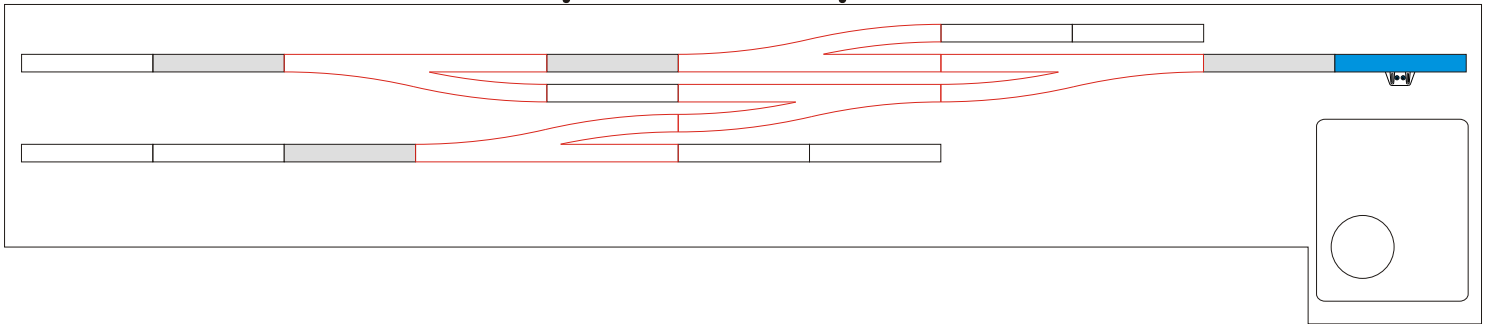
### Add:

- 1xRight Switch Set
- 1xLeft Switch Set
- 1x490mm 13-Degree Radius
- 2x110 Straight Track
- 3x Uncoupler Track (Grey)



# Time Saver Style Switching Layout

## 5'x1' Space Required



### Parts List:

**8x110mm Straight**

**4xUncoupler Track (Shaded Grey)**

**4xLeft Switch Set**

**1xRight Switch Set**

**1xPower Clip Track (Blue)**

**Operation Note:** This layout is based on a number of John Allen Style “Time Saver” Modules. These layouts are great for practicing switching operations at home as well as providing a hands on challenge at Open Houses and Shows. This design is set up so a normal GP unit will work as the Switcher shunting 40’ Box Cars. For 50’ Cars you will need to expand the outer limits of the layout.

For reference we have included a few on-line resources that show how the layout operates and an almost unlimited variety of options that make this layout a must for anyone who enjoys working a Yard.

[WWW.wymann.info/shuntingpuzzles/sw-timesaver.html](http://WWW.wymann.info/shuntingpuzzles/sw-timesaver.html)

[WWW.gdlines.com/timesaver.html](http://WWW.gdlines.com/timesaver.html)