



130,000 series Bay Window Caboose truck mount correction. This illustrated guide will help you rotate the truck without the generator on the side frame. Note the truck with a generator is in the correct position and can be used as a visual reference for positioning.




1. Lift of the roof and set aside. The photo etched ends will slip right off the deck. Note the positions of the parts before you disassemble them.



2. Now lift off the body and lay the underframe upside down on your work bench.



3. To remove the truck, take off the wheels and set aside. Using hobby knife gently pry the truck by twisting the blade until the truck and pin until it comes free of the bolster.



4. Flip the truck around and re-insert the bolster pin. If the pin is too loose, replace it with a new one. Re-install the wheels and test run the assembled underframe. If everything is ok, snap the shell in place, slide the end rails into the tabs on the deck and then push the roof in place being mindful of the position of the end rails.